

NACEDA CENSUS

1. NACEDA CENSUS

* 1. Please provide the following information:

Name:

Title:

Organization:

Address:

City/Town:

State:

ZIP/Postal Code:

Email Address:

Phone Number:

2. Your organization is (check all that apply):

- Community Development Corporations (CDC)
- NeighborWorks America/ Neighborhood Housing Services (NHS)
- Habitat for Humanity
- Community Action Agencies/Programs (CAA/CAP)
- Community Housing Development Organizations (CHDO)
- Community Development Financial Institution (CDFI)
- Youth Build
- Local Development Corporation (LDC)
- Nonprofit CBDOs (community-based board and are undertaking development or are financing development for low-income areas/people)
- None of the above

3. Is your organization a "stand alone" Grass Roots organization? (An organization that has no sister or parent ties?)

- Yes
- No
- Other

Other (please specify)

4. Is your organization Faith-Based?

Yes

No

5. Please indicate the age range of your Executive Director/President or CEO.

22 - 30

31 - 35

36 - 40

41 - 45

46 - 50

51 - 55

56 - 60

61 - 65

65 and above

6. Does your organization have a succession plan?

Yes

No

Don't Know

2. GENERAL INFORMATION

In this survey we will ask for figures like the number of housing units and square footage of commercial development completed. Please DO NOT GUESS on your answers; the accuracy of information is extremely important.

This Part asks for information on characteristics of your organization and staff. EXCEPT WHERE NOTED, PLEASE DO NOT REPORT SUBSIDIARY ORGANIZATIONS.

1. In what year did you...

Incorporate?

Complete your first development project?

2. Is your service area urban, rural, or mixed? (A service area is "rural" if it is in a non-metropolitan area with no city having a population of more than 50,000.)

- Urban
- Suburban
- Rural
- Mixed (service area includes both urban and rural)

3. How many people did your organization have on staff as of December 31, 2007? (Please include subsidiaries in your response to this question.)

Full-time staff:

Part-time staff:

3. PROGRAM ACTIVITIES

Please complete as many questions in this Part as apply to you and your subsidiary organizations, if any. For mixed-use projects—e.g., a housing development that includes some commercial space—please record the information appropriate to each use in the corresponding section. If your project converted a facility from one use to another—e.g., industrial to housing—please record information about the end-use.

Note: As stated earlier, several questions in this Part ask for activities to be classified according to their urban or rural location. A location is "rural" if it is in a non-metropolitan area with no city having a population of more than 50,000.

HOUSING DEVELOPMENT AND FINANCE

Housing development means direct and active involvement in construction, rehabilitation, or acquisition. If you only do home repairs, planning, technical assistance, or advocacy, you are not a developer according to our definition. An average cost of \$10,000 per unit is the amount we use to distinguish housing rehabilitation from home repair.

1. Have you ever developed housing?

Yes


No (if no, you will be directed to next section)

2. Do you currently have a project under construction or in progress?

Yes (If yes, please describe below.)

No

Current Project(s) [Feel free to cut and paste from your annual report or promotional materials]




NACEDA CENSUS

3. Please check ALL of your recent (January 2005 through December 2007) housing development activities.

- Acquisition of existing housing
- New construction
- Rehabilitation (\$10,000 per unit or more)
- Energy Retrofitting (under \$10,000 per unit)
- HIV/AIDS Housing
- Self-help/sweat equity
- Housing preservation (of "expiring use" units)
- Construction management
- Housing Preservation
- Green Development

If Green Development, Please explain:



NACEDA CENSUS

4. From your organization's founding through December 2007, have any of the units you developed been built for, or set-aside for, persons with the following special needs? (CHECK ALL THAT APPLY)

- Mentally/Physically disabled
- Seniors
- Substance abuse
- HIV/AIDS
- Prisoner Reentry Housing
- Have NOT developed units for persons with special needs
- Other (please specify)

5. From your organization's founding through December 2007, which types of housing for the homeless—if any—have you developed? (CHECK ALL THAT APPLY)

- Emergency shelter
- Transitional housing
- Permanent Housing
- Have NOT developed temporary housing for the homeless

For questions 5, 6, and 7, Please record the number of housing units your organization has developed from its founding through December 2007, and between January 2005 and December 2007. Please include only completed and occupied units, and DO NOT include units financed for third parties. (Financed units should be recorded separately in the Section D—Community Lending.)

6. Rental:

Housing Acquisition Only	<input type="text"/>
New Construction	<input type="text"/>
Rehabilitation (costs > \$10,000 per unit)	<input type="text"/>
TOTAL COMPLETED (from founding through 12/2007)	<input type="text"/>
TOTAL RECENTLY DEVELOPED (1/2005 through 12/2007)	<input type="text"/>

NACEDA CENSUS

7. Owner:

New Construction	<input type="text"/>
Rehabilitation (costs > \$10,000 per unit)	<input type="text"/>
TOTAL COMPLETED (from founding through 12/2007)	<input type="text"/>
TOTAL RECENTLY DEVELOPED (1/2005 through 12/2007)	<input type="text"/>

8. TOTAL (Rental and Owner):

Housing Acquisition Only	<input type="text"/>
New Construction	<input type="text"/>
Rehabilitation (costs > \$10,000 per unit)	<input type="text"/>
TOTAL COMPLETED (from founding through 12/2007)	<input type="text"/>
TOTAL RECENTLY DEVELOPED (1/2005 through 12/2007)	<input type="text"/>

9. As of December 2007, how many housing units did your organization . . .

Control (owner, general partner, etc.) AND manage?	<input type="text"/>
Control, but NOT manage?	<input type="text"/>

10. Please indicate the number of housing units, homebuyers, or beds your organization has repaired, assisted, or developed from its founding through December 2007.

Home repair units (cost less than \$10,000 per unit)	<input type="text"/>
Homebuyers assisted through down-payment assistance or other home purchase program (including any buyers assisted with loans)	<input type="text"/>
Transitional housing units developed	<input type="text"/>
Permanent housing units developed	<input type="text"/>
Emergency shelter beds developed	<input type="text"/>
Housing Units Preserved	<input type="text"/>

4. PROGRAM ACTIVITIES

COMMERCIAL/INDUSTRIAL/RETAIL/COMMUNITY FACILITIES DEVELOPMENT

Commercial/industrial/retail/community facilities development means direct and active involvement in construction, rehabilitation or acquisition. "Community facilities" are general or special-purpose facilities for the provision of community services, including health, recreation, child care, job training, youth and family services, or other programs.

1. Have you ever developed commercial, industrial, retail, or community facilities?

Yes

No (if no, please skip to next section)

2. Please check ALL of your recent (January 2005 to December 2007) commercial, industrial, retail, business incubator, and community facility activities.

- Manage construction
- Administer commercial revitalization/retail façade program
- Operate commercial, industrial, or retail facilities
- Engage in business and commercial area marketing/promotion
- Operate a business incubator
- Operate a community facility
- Other (please specify)

By urban/rural location, please enter the total SQUARE FOOTAGE of facilities developed by your organization from its founding through December 2007 and between January 2005 and December 2007 in questions 3-8. Please include only completed square feet, and DO NOT include square feet financed for third parties. (These financed square feet should be recorded separately in Section D—Community Lending.)

3. Office Square Feet

Urban - From Founding through 12/2007	<input type="text"/>
Urban - Recently Developed - 01/2005 to 12/2007	<input type="text"/>
Rural - From Founding through 12/2007	<input type="text"/>
Rural - Recently Developed - 01/2005 to 12/2007	<input type="text"/>

4. Retail Square Feet

Urban - From Founding through 12/2007

Urban - Recently Developed - 01/2005 to 12/2007

Rural - From Founding through 12/2007

Rural - Recently Developed - 01/2005 to 12/2007

5. Industrial Square Feet

Urban - From Founding through 12/2007

Urban - Recently Developed - 01/2005 to 12/2007

Rural - From Founding through 12/2007

Rural - Recently Developed - 01/2005 to 12/2007

6. Community Square Feet

Urban - From Founding through 12/2007

Urban - Recently Developed - 01/2005 to 12/2007

Rural - From Founding through 12/2007

Rural - Recently Developed - 01/2005 to 12/2007

7. Other Square Feet

Urban - From Founding through 12/2007

Urban - Recently Developed - 01/2005 to 12/2007

Rural - From Founding through 12/2007

Rural - Recently Developed - 01/2005 to 12/2007

8. TOTAL SQUARE FEET

Urban - From Founding through 12/2007

Urban - Recently Developed - 01/2005 to 12/2007

Rural - From Founding through 12/2007

Rural - Recently Developed - 01/2005 to 12/2007

BUSINESS ENTERPRISE DEVELOPMENT

Business enterprise development is ownership or management of, technical assistance provision to, or other direct involvement in the creation, retention, expansion, or operation of a business. Loans to private businesses should be recorded in Community Lending section.

9. Have you ever been involved in business enterprise development?

Yes

No (if no, please skip to next section)

NACEDA CENSUS

10. Of the businesses you have assisted from the founding of your organization through December 2007, and between January 2005 and December 2007, how many did you OWN?

From Founding through December 2007

Recent Activity- January 2005 to December 2007

11. Of the businesses you have assisted from the founding of your organization through December 2007, and between January 2005 and December 2007, how many did you INVEST IN, but NOT own?

From Founding through December 2007

Recent Activity- January 2005 to December 2007

12. Does your organization provide 'microloans' (loans less than \$35,000) ?

Yes

No (if no, skip to next section)

13. If yes, how many microloans were made between January 2005 and December 2007?

14. Total money loaned to microenterprises?

15. For all such microenterprises that you assisted in any way, what was the total number of persons you trained/provided technical assistance to?

5. PROGRAM ACTIVITIES

COMMUNITY LENDING

Community lending refers to origination of loans or recoverable grants to help develop housing, commercial, industrial, retail, or community facilities development, finance home purchase, or start-up, expand, or retain business enterprises. Community lending does NOT include funds borrowed by you or your subsidiaries to carry out developments or finance businesses owned or controlled by your organization or its subsidiaries.

1. Have you ever done community lending?

Yes

No (if no, please skip to next section)

Please indicate the requested information about loans you have originated for the following purposes or to the following types of borrowers in URBAN AREAS from JANUARY 2005 THROUGH DECEMBER 2007.

2. Housing Development:

Number of Loans:

Amount Originated:

3. Home Purchase

Number of Loans:

Amount Originated:

4. Public/Community Facilities

Number of Loans:

Amount Originated:

5. For-Profit Businesses

Number of Loans:

Amount Originated:

6. PROGRAM ACTIVITIES

ASSET DEVELOPMENT AND ASSET PROTECTION

1. Please check all services your organization offered in 2007:

- Home Buyer Education
- Loss Mitigation
- Foreclosure Prevention/Intervention
- Credit Counseling
- Financial Literacy
- Predatory Lending Education
- Homeownership/maintenance
- IDA (individual development accounts)

2. For the services checked in the previous question, please give an approximate number of families helped:

Home Buyer Education	<input type="text"/>
Loss Mitigation	<input type="text"/>
Foreclosure Prevention/Intervention	<input type="text"/>
Credit Counseling	<input type="text"/>
Financial Literacy	<input type="text"/>
Predatory Lending Education	<input type="text"/>
Homeownership/Maintenance	<input type="text"/>
IDA (individual development accounts)	<input type="text"/>

3. How many counselors does your organization currently provide who have received certification from Neighborworks?

4. How many counselors have received formal certification from some other organization?

5. What other organizations did your counselors receive certification from?

6. Is your organization a HUD-Approved Housing Counseling Agency?

Yes

No

NACEDA CENSUS

7. Is the area your organization serves primarily?

Rural (city less than 50K)

Urban (City more than 50K)

Both

8. Have you noticed an increase of foreclosure in the area you serve?

Yes

No

9. If yes, what percentage increase?

1-10%

10-25%

25-50%

50-75%

75-100%

Over 100%

If over 100%, what is your estimate of the percentage increase?

10. Are you aware of NeighborWatch America's Foreclosure Solutions Center, 1-888-995-HOPE?

Yes

No

11. Do you / would you find this to be a valuable service?

Yes

No

12. Would your organization be willing to share foreclosure stories?

Yes

No

If yes, who should be contacted in your organization?

Other Community Development Activities and Outcomes

NACEDA CENSUS

13. At the end of December 2007, how many jobs have been created in public/community facilities or for-profit businesses you have owned or financed? (Please exclude construction workers or staff of your organization.)

Total jobs created

14. Please check ALL major services—in addition to development—recently offered (January 2005 to December 2007) by your organization, including subsidiaries. By “offered,” we mean that your organization has committed staff time and/or material resources to provide the service.

- Federal-level advocacy
- Senior programs
- State-level advocacy
- Emergency food assistance
- Local-level advocacy
- Education and training
- Health care
- Transportation
- Community organizing
- Child care
- Drug prevention/treatment
- Help in establishing Individual Development Accounts
- CRA advocacy
- Job skills training
- Community safety
- Job readiness training
- Tenant counseling
- Job placement
- Youth programs
- Immigration services/ESL
- Arts and culture
- Prisoner re-entry programs
- Homeless services
- Green Building Projects

7. FUNDING SOURCES

SOURCES OF FUNDING FOR ALL PURPOSES

For questions 1-7, Please check ALL sources from which you received more than \$25,000 in any one year between January 2005 and December 2007.

Mark Column A for revenue sources for your organization.

Mark Column B for all sources your organization uses for directly for households/families.

1. HUD Programs

	A	B
Community Development Block Grants	€	€
HOME	€	€
McKinney Act–Shelter and Care	€	€
McKinney Act–Other homeless programs	€	€
Section 8	€	€
Rural Housing	€	€
Brownfields	€	€
Preservation Grants	€	€
HOPWA	€	€
Section 202	€	€
Section 811	€	€

Other HUD (specify)

2. USDA Programs

	A	B
Section 504	€	€
Section 514/516	€	€
Section 515	€	€
Section 523	€	€
Section 525 technical assistance	€	€
Section 533	€	€
Section 538	€	€
Intermediary Relending Program (IRP)	€	€
Rural Business Enterprise Grant (RBEG)	€	€
Rural Community Development Initiative (RCDI)	€	€
Community Facilities	€	€

Other USDA (specify)

NACEDA CENSUS

3. Other Federal Programs

	A	B
Americorps/VISTA	€	€
Community Development Financial Institutions Fund Program	€	€
Economic Development Administration/ Title IX grants	€	€
SBA/Microloan Program	€	€
SBA/Program for Investment in Micro-Entrepreneurs	€	€
Social Service Block Grants (formerly Title XX)	€	€
Office of Community Services/Discretionary Fund for Community Economic Development	€	€
Low Income Heat and Energy Assistance	€	€
Dept of Justice	€	€
Assets for Independence	€	€
Dept of Labor	€	€
HHS Community Services Block Grant (CSBG)	€	€
JOLI	€	€
Other Federal (specify)		
<input type="text"/>		

4. Tax Credit Investments

	A	B
Low-income Housing Tax Credit	€	€
Historic Preservation Tax Credit	€	€
New Markets Tax Credit	€	€

5. State/Local Programs

	A	B
State government (excluding CDBG, TANF, and Transportation funds)	€	€
Local government (excluding CDBG, TANF, and Transportation funds)	€	€

6. Intermediary Organizations/Partnerships

	A	B
Local Initiatives Support Corp.	€	€
Enterprise Foundation	€	€
Neighborhood Reinvestment Corp/Neighborhood	€	€
Housing Services of America	€	€
Housing Assistance Council	€	€
National Council of La Raza	€	€
Rural Development Finance Corporation	€	€
Rural Community Assistance Corporation	€	€
National Capital Impact Development Corporation	€	€
Local intermediaries/partnerships/collaborations	€	€
Other (specify)		
<input type="text"/>		

7. Other Private-sector Sources

	A	B
Banks (excluding intermediary money)	€	€
Foundations (excluding intermediary money)	€	€
Corporations (excluding intermediary money)	€	€
Insurance companies	€	€
Religious institutions	€	€
United Way	€	€
Fannie Mae	€	€
Freddie Mac	€	€
Federal Home Loan Banks	€	€
Affordable Housing Program	€	€
Other FHLB programs	€	€
Fee income	€	€
Pension funds	€	€
Other (specify)		
<input type="text"/>		

8. If you received equity from the Low-income Housing Tax Credit, did you receive—between January 2005 to December 2007—“net proceeds” totaling . . .

Less than \$500,000

\$500,000 to \$999,999

\$1,000,000 to \$1,999,999

\$2,000,000 or more

Did NOT receive equity from LIHTC

NACEDA CENSUS

AMOUNT AND SOURCES OF OPERATING FUNDS

9. In your most recently completed fiscal year, what amount did you spend on non-development costs (i.e., the amounts you spent on staff salaries, overhead, supplies, program delivery, and other items, and excluding development project costs)?

- Less than \$100,000
- \$100,000 to \$199,999
- \$200,000 to \$399,999
- \$400,000 to \$599,999
- \$600,000 to \$799,999
- \$800,000 to \$999,999
- \$1,000,000 to \$1,499,999
- \$1,500,000 to \$1,999,999
- \$2,000,000 or more

10. In your most recently completed fiscal year, from what sources do you receive \$20,000 or more in core operating support (i.e., support that was not earmarked for specific projects or programs) in your most recently completed fiscal year? (CHECK ALL THAT APPLY)

- Foundations
- State government
- Corporations
- Local government
- Intermediaries (national or local)
- Earned income
- Federal government

Other (please specify)

8. OTHER IMPORTANT TOPICS

TARGET COMMUNITIES

Community developers aim to promote revitalization of whole communities, not just serve the people who live in the housing units they build or participate in the programs they offer. This survey will collect, for the first time, good national information on the kinds of communities CBDOs work in, which together with other national data, can help document the community impacts they achieve.

1. A significant majority of your development projects and/or program beneficiaries between January 2005 and December 2007 were located/resided in . . . (CHECK ONLY ONE RESPONSE, except for Indian Reservations or colonias)

- Multiple states
- A single state
- Multiple counties
- A single county
- A single city
- Multiple neighborhoods
- A single neighborhood
- An Indian reservation
- One or more colonias

Other (please specify)

2. Please estimate the PERCENTAGE that each income group represented of the residents/beneficiaries of the projects you developed and/or the programs you offered between January 2005 and December 2007. THEY SHOULD TOTAL 100% .

Above 115% of area median income (above moderate income)	<input type="text"/>
Between 80%-115% of area median income (moderate income)	<input type="text"/>
Between 50%-80% of area median income (low income)	<input type="text"/>
Between 30%-50% of area median income (very low income)	<input type="text"/>
Below 30% of area median income (poverty level income)	<input type="text"/>

NACEDA CENSUS


3. What PERCENTAGE of the residents/beneficiaries of the projects you developed and/or the programs you offered between January 2005 and December 2007 were . . . (Count each person only once.) THE TOTAL SHOULD ADD UP TO 100% .

African American	<input type="text"/>
White (non-Hispanic)	<input type="text"/>
Hispanic/Latino	<input type="text"/>
Asian Pacific American	<input type="text"/>
American Indian and Alaska Native	<input type="text"/>
Two or more races/ethnicities	<input type="text"/>
Other	<input type="text"/>

4. From among all of the above, how many in total would you estimate (percentage-wise) were recent immigrants (recent being within the last five years)?

9. Additional Comments

1. If you have any comments or suggestions, please enter them here.



THANK YOU FOR COMPLETING THE NACEDA CENSUS SURVEY